



# London Grove Gazette

Winter 2019 Newsletter

## INSIDE THIS ISSUE:

Harvest Festival	2-3
Parks & Rec News	4
Municipal Authority News	5
PWD Winter Operations	6-7
Winterizing Your Mailbox	7
Importance of House Numbers	8
Home Heating Safety	9
Avon Grove Library	10-11
Winter Holiday Safety	12
Generator Safety	13
Get Ahead of the Winter Freeze	14
Christmas Tree Collection	15
Red Cross Blood Drive	16
The Garage Holiday Auction	17
Calendars of Events	18-19
Winter Recycling	20

## Open Space Committee News

London Grove Township's Open Space Committee mourns the loss of Louis "Paddy" Neilson III, who served the community for more than two decades. Paddy passed away Sept. 5 at the age of 77. Among horsemen he is a legendary timber jockey and trainer and is remembered as an avid fox hunter. He also served his community in innumerable ways as a volunteer and activist.

At the time of his passing he was chairman of the Open Space Committee (OSC), and at the October and November meetings of the committee, members mourned his loss both to their committee and to the community. He left a big footprint behind for those who love the outdoors and nature, and citizens of London Grove Township will benefit for decades to come from his volunteer efforts.

Paddy served the OSC since its founding in 2005. He was instrumental in securing permanent protection for key open space and agricultural properties, expanding such lands to roughly one-third of the Township's land area. Also, as noted by Eric Schott on page 4, Paddy was a charter member of the Township Parks and Recreation Board and helped shape Goddard Park into the popular community destination it has become.

"He was a great inspiration to the whole group," said OSC member Lewis Wilkinson. "He would make things happen."

"He knew everyone. He had connections, and that's irreplaceable," added OSC member Erin Klotzbach.

"Nothing was ever going to stand in the way of getting things done," added David Sweet, consultant to the committee. "He was an indomitable optimist, and that was the gist of what he imbued into the committee. And he was also an indomitable Phillies fan... You have to be indomitable to be a Phillies fan."

The committee elected Seth Bradford as the new chairman, who noted that "it is an honor" to serve.



**Congratulations to our new Board of Supervisors  
Kevin Runey and Christine Allison**

# GODDARD PARK 10 YEAR ANNIVERSARY AND HARVEST FESTIVAL

BY DAWN MACIEJCZYK



Goddard Park 2019

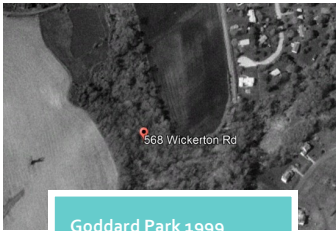
120 months, 521 weeks, 3,652 days, 87,650 hours, 5,259,000 minutes, 315,540,000 seconds, TEN YEARS DOWN! Saturday, October 12, 2019 we celebrated the ten year anniversary of our 125-acre park.

who made this park happen. Special thanks are due to the Township's Department of Public Works, who are tasked with maintenance of the park. This all began with Mr. and Mrs. Goddard's grand idea for a place where the community can come together in a safe and friendly environment.




## A Walk Down Memory Lane

In 1999, Steve and Marna Goddard had an idea that would enrich London Grove Township. They approached then Supervisor, Connie Alegranti with the proposal to come up with 40 acres on it's own and they would match it with a 40 acre donation,



Goddard Park 1999

which would allow the township to apply for a county and state park grant. The Township Supervisors first acquired 35.08 acres of open space property from the subdivision of Medford Farms in 2002, then an additional 44.027 acres from the Lamborn Subdivision in 2003, and finally, purchased 6.54 acres from a private property owner, Alfred Fortugno in 2004. The Goddard's then made their very generous donation of 40 acres in 2009. The basic conditions of the donation were that the



Goddard Park 2002

land will only be used for passive recreation. The Goddard's agreed to accept a trail on the property, but did not want athletic fields, structures, parking, etc. on the land. Natural Lands Trust created an easement for the land to ensure the conditions of the donation are continuously met. This created the 125-acre park, we have here today. In 2009 the township started construction of the Township Community Park. In 2010, the Township agreed that the name of the park should be Goddard Park, in honor of the donors of the



Goddard Park 2009

40 acres that completed the site. Dedication of the park took place in 2010. The October 12, 2019 celebration acknowledges all of the work and contributions from all

## Special Thank You

For all the hard work and dedication you put in to help make this park!

- \* Bill Grandizio
- \* Bill Welsh
- \* Connie Alegranti
- \* David Eckman
- \* David Sweet
- \* Eric Schott
- \* Denise Husband
- \* John Gaadt
- \* Julie Gardner
- \* Lou Kaplan
- \* Marcia Scott
- \* Michael Pickel
- \* Marna Goddard
- \* Paddy Neilson
- \* Robert Hittinger
- \* Shane Kinsey
- \* Steve Goddard
- \* Buster Needham
- \* Nina Gardner
- \* Regina MacKenzie
- \* Ryan Costello
- \* Tom Houghton
- \* Terrence Farrell
- \* Wick Williams
- \* Rich Scott-Harper
- \* Suzanne Smith
- \* Marilyn Venegas
- \* Lori McWilliams
- \* Kathi Cozzone
- \* Ed Bordas
- \* Duane Eastburn
- \* Bill Gladden
- \* Tony Serverino
- \* Tim Nelson
- \* Steve Brown

London Grove Township Staff and Public Works Department

**THANK YOU TO ALL OF OUR SPONSORS, VOLUNTEERS,  
STAFF AND ATTENDEES**



**Thank You To Our Sponsors**

McMahon & Associates, Yeatman Brothers,  
Hy-Tech Mushrooms, Inniscrone Golf Club,  
CKC Landscaping, Philly Pretzel Factory, Tree  
Huggerz, Inc., Wawa, London Grove Township  
Municipal Authority, Chester Water Authority,  
Glen Willow Orchards, A+ Inflatables, Knox  
Equipment Rentals, Target Shooting Solutions

**MS4 Tip:****Snow and Ice Removal**

Please think about environmentally-friendly ways to control ice. Traction agents help prevent slipping on ice but don't melt it. Sand, kitty litter and ashes can hurt vegetation, clog sewers, and degrade aquatic habitats. Rock salt is the most common product because it's effective and cheap, however, it is highly corrosive and ecologically damaging. A water-friendly option is Calcium Magnesium Acetate (CMA) products which are low in phosphorous. Use only the recommended amount. CMA is less problematic for soils, vegetation, water supplies, and concrete, and it is non-corrosive, made from corn or petroleum and converts ice into an oatmeal-like mush.



“Kindness  
is like snow-  
It beautifies  
everything  
it covers.”

-KAHLIL GIBRAN

**PARKS AND RECREATION & OPEN SPACE NEWS**  
**BY ERIC SCHOTT, PARKS AND RECREATION CHAIRMAN**

On October 12th London Grove Township celebrated the 10th anniversary of Goddard Park, also billed as a Harvest Festival, Community Day and Birthday Celebration. The event featured activities, public outreach, food and fun. Attendance estimates based upon parking and food service is guessed to be in excess of 1000 people for the four hour affair. The family friendly event was held under sunny skies and promises to grow in scope and size in the coming years.

The planning committee for the event consisted of Board of Supervisors Chairman, Richard Scott-Harper, Township Manager, Ken Battin, Public Works Director, Shane Kinsey and Township Secretary/Administrative Assistant and Event Coordinator, Dawn Maciejczyk and Parks and Recreation Board Member, Eric Schott.

The cost of the event was borne largely by monetary donations solicited by Dawn Maciejczyk, Rich Scott-Harper and Supervisor, David Connors. The monetary donations were given by McMahan and Associates, CKC Landscaping, Tree Huggerz, Art Needham, Grafton and Associates, Yeatman Brothers, Knox Equipment Rental and Target Shooting Solutions. Other donations of food, drinks, supplies and activities were donated by Wawa, Giant Food Stores, Pretzel Factory, Glen Willow Orchards, LGTMA & Chester Water Authority, A+ Inflatables, and Herr's Factory.

Mr. Scott-Harper gave a speech recognizing Mr. and Mrs. Goddard for their donation. He also gave special recognition to Louis "Paddy" Neilson III, who has recently passed away. Mr. Neilson, a longtime resident of the Township, had served many years as the Chairman of the Open Space Committee as well as the Park and Recreation Board and the Agricultural Security Area Commission. His wife, Antoinette, Parks and Recreation Board Member, and daughter, Emily were present on stage to receive Resolution No.

724- A Resolution recognizing the life of Louis "Paddy" Neilson III, by naming a unnamed trail in Goddard Park the Louis "Paddy" Neilson III Trail, as well as Resolution No. 725- Tribute to Louis "Paddy" Neilson III, tree planting in his honor.

Surveys were available for guests to fill out so that the Township can improve on the event in subsequent years and 33 of the surveys were returned. The response was overwhelmingly favorable and the committee was pleased that this first time event was so well received. Suggestions ranged from a need for more food trucks, a desire to see craft vendors and a pop-up beer garden. The planning committee will be looking closely at all of the suggestions for future events.

*Author's Note: Paddy and I were charter members on the new Parks and Recreation Board formed in the late 1990's. During that time we worked together to create a new 125 acre park and trail network that traverses the southern half of the township. It was a pleasure to work with him for the last two decades. His upbeat perspective, gentle personality and energy were infectious. Our last meeting together was in June. Goddard Park and our hiking trails will live on as a reminder of what Paddy did for London Grove. He is an example of what one person with a vision can do to positively impact the lives of others. Years from now when you are watching your dog run about the enclosure, or enjoying your children at the play structure or sitting on a bench and looking at the beauty of nature, you will hopefully reflect and give thanks that someone like Paddy Neilson helped to make this happen. Paddy made a difference in this community and stands out as an example of a life well lived.*

Eric Schott

Parks and Recreation Board Chairman

## MUNICIPAL AUTHORITY NEWS

BY KAREN LINAWEAVER



### Cold Weather is Approaching!

Here are some cold weather tips for the

winter season:

- \* Before leaving your property for any length of time, turn off the water by closing the main shut-off valve on your property. This valve is located in your basement room before the water meter. **London Grove Township Municipal Authority suggests this procedure for all seasons.**
- \* Make sure all outside hoses are disconnected from faucets,
- \* Close garage doors and windows near water pipes.
- \* Close foundation vents. By closing the vents it keeps the cold air out and can help prevent pipes from freezing.
- \* Insulate all pipes and faucets in unheated areas.
- \* London Grove Township Municipal Authority is not responsible for water problems from the curb stop into your home, with the exception of the water meter. The curb stop is at the Township Right-of-Way by the street. Make sure you have the telephone number of a reliable plumber on hand in case there is a problem on your property.

- \* If your water meter freezes, please call London Grove Township Municipal Authority at 610-345-0300.

- \* If you have a fire hydrant on your property, please make every effort during the winter to shovel around the hydrants to assist the fire departments' ease in locating the hydrant. Precious minutes during fires



may make a difference between life and death. The LGTMA has installed fire hydrant markers on all of their fire hydrants to assist in locating the fire hydrants in times of emergency.

The Municipal Authority meets on the **1st Monday** of the month and *welcomes* the public. For



any other information please feel free to contact the Municipal Authority Office at 610-345-0300. Please feel free to visit our website at [www.londongrove.org](http://www.londongrove.org) and view the Municipal Authority menu for more information.

Karen Linaweaver,  
London Grove Township  
Municipal Authority  
Manager  
610-345-0300

## DEPARTMENT OF PUBLIC WORKS WINTER OPERATIONS

BY: SHANE KINSEY, DIRECTOR OF PUBLIC WORKS



The Department of Public Works currently maintains approximately 138 lane miles of roads, 172 intersections, and 63 cul-de-sacs within London Grove Township.

Starting in 2012 the township began pre-treating all roadways with a 23.3 % solution of Liquid Sodium Chloride (NaCl) blended with a protein (beet Juice) prior to forecasted winter storms. This “brine” application reduces the costs associated with winter maintenance of the roads and make the roads safer by limiting the bond of snow to the road surface. Utilizing beet juice allows the township to blend for each storm to reduce costs and the corrosive nature of the brine. Storms of 1” or less of Snow, along with ice storms are typically maintained by applications of de-icing materials during the storm. Storms producing greater than 1” of snow typically require the use of plows.

**ROUTES** – The township roads are divided into 7 routes, a truck equipped with a plow and material spreader assigned to each of the routes. During periods of moderate to heavy snow additional equipment with snow plows are assigned to supplement the trucks. Roads are plowed and de-iced in order of priority. Main roads are addressed first with special attention to steep hills, bridges, curves and intersections. Side streets are done next, then dead-end streets. A single pass will be made on side streets to keep them open, but primary emphasis will be placed on main roads until the storm has stopped.

**BLOCKED DRIVEWAYS** – In performing plowing operations, in almost all cases the plow operator must push snow to the operator’s right, this is especially true when plowing turn around’s and cul-de-sacs. When going by they cannot avoid pushing the snow in front of a driveway. The best way to avoid having your driveway “plowed-in” is to wait until crews have completed their final clean up on the street, typically this is when the street is only wet or bare, to clear your driveway. Another way to reduce the amount of snow which ends up in your driveway is to clear an area to the right of your driveway, when looking at your driveway from the street, to give the snow on the blade of the plow a place to empty before it gets to you driveway.



**PRIVATE PLOWING AND SHOVELING** – London Grove Township Regulations and Pennsylvania Law make it illegal to push or blow snow from sidewalks, driveways or parking lots onto public roads. This practice is dangerous and impedes the townships snow removal efforts. If there is no other alternative to pushing snow into the street, the plow driver must plow off the windrow left across the street by re-plowing until the road is safe. This may not necessarily mean bare pavement, but certainly it should be no worse than when the driver began work.

**HOW CAN YOU HELP** – winter operations are very expensive to the Township and the assistance of the township residents is an integral part of this operation. Placing markers along the roadway in the front of your property can

help the operator locate the road. This also reduces the chances for the Right-of-Way to be damaged by the plow leaving the road surface. This is especially important in area where the roadway curves. Additionally, marking the edges of driveways in cul-de-sac’s can help the operator locate your driveway so that a large pile of snow is not plowed into it. Reflective markers are available at low cost from

most home improvement stores, and on-line. Stay off the roads during storms when possible. The more vehicles on the road during a storm, the slower and more expensive winter operations become. It is best only to travel during a storm when absolutely necessary. Do not block maintenance vehicles. Attempting to block a township plow, to avoid having your driveway plowed in is illegal in Pennsylvania; additionally, this practice slows down the operations resulting in an increased expense to the Township and the residents. The Township is required by law to maintain the road surface, and this almost always means plowing the snow to the operator’s right. Do not place snow on the roadway. This practice decreases the effectiveness of de-icing materials and slows the plowing operation. Additionally, it is illegal to place snow on the roadway in Pennsylvania. Avoid parking on the roadway when possible. This is especially true in cul-de-sacs. Vehicles parked in the roadway slow the winter operations, and in many cases make it difficult for the operator to remove snow from the operator. Parking off the roadway also decreases the chances of your vehicle being damaged during a storm. Trim trees and growth and relocate items such as basketball nets so that there is a minimum of 14 feet clearance above the road surface. Most of the Townships winter equipment is in excess of 12 feet in height

## DEPARTMENT OF PUBLIC WORKS WINTER OPERATIONS CONTINUED:

BY: SHANE KINSEY, DIRECTOR OF PUBLIC WORKS

and must get close to the edge of the roadway to property clear the road. Be sure your mailbox has a strong support. You also may wish to use reflective tape or other material to make the mailbox easier to see during storms or during dark hours. Stay away from winter maintenance equipment. The equipment that the Department of Public Works is using is large and hazardous, has many blind spots and most often is operating in slippery conditions. When operations are occurring in your area move away from the area until the operation is complete, this is especially true for children who are often attracted to the equipment.

### WINTERIZING YOUR MAILBOX

BY SHANE KINSEY, PUBLIC WORKS DIRECTOR

The London Grove Township Department of Public Works and the U.S. Postal service are both expected to deliver during the winter season... come rain, sleet, snow. The location of your mailbox along the roadway can affect the efficiency of both mail service and snow plowing operations.

Where is your mailbox located? Your letter carrier will make every effort to deliver the mail. However, if the mailbox is not accessible to the carrier due to snow buildup, or if it is not properly located along the road, you may have to pick up your mail at the post office.

Normally, if a mailbox is placed as far from the shoulder of the road as the carrier can reach from a vehicle and the mailbox rest on a firm support, the mailbox should be able to withstand the force of snow from a plowing operation. Be sure your mailbox has a strong support. You also may wish to use reflective tape or other material to make the mailbox easier to see during storms or during dark hours.

Plowing operations can push snow against or in front of mailboxes, limiting access and perhaps causing damage to the supports. Check your mailbox and support often, clearing snow from it and depositing the snow properly (never shovel snow onto the road).

Mailboxes must be installed in accordance with US Postal Service and Federal Highway Administration standards which state;

Position your mailbox 41" to 45" from the road surface to the bottom of the mailbox or point of mail entry.

Place your mailbox 6" to 8" back from the curb. If you do not have a raised curb, contact your local postmaster for guidance.

Put your house or apartment number on the mailbox.

The mailbox post must be a yielding 4" x 4" wooden support or a 2"-diameter standard steel or aluminum pipe. Unyielding posts are not permitted.

London Grove Township repairs or replaces only mailboxes and/or posts that are actually struck by a winter maintenance vehicle and such repairs are limited to a maximum of \$50.00. Township staff is required to report such damage to the Director of Public Works, or Public Works Foreman. Additionally, the

mailbox must be installed in accordance with standards and a paint mark or tire tracks supply evidence of a mailbox strike. The Township does not repair or replace mailboxes and/or posts that fall from the force of plowed snow. Mailboxes and supporting posts must be installed to withstand the rigors of snow removal, including the force of snow pushed from the street onto the roadside.

### Avoid the "Second Shovel"

After a snowstorm, how many times have you shoveled your driveway only to have it plowed in when your local snowplow comes through? Clearing an area to the right of your driveway (as seen in the diagram below), giving the snow on the plow a place to go other than your driveway, should keep you from having to do the same job twice.



## THE IMPORTANCE OF HOUSE NUMBERS

BY DAWN MACIEJCZYK

**Buildings must have address numbers plainly legible and visible from the street fronting the property.**

House numbers are not only convenient for finding addresses but necessary for emergency responders to locate those in need. When responding to an emergency, minutes matter so be sure that fire, ambulance, and police personnel can easily and quickly find your address.

The 2006 International Property Maintenance Code, which London Grove Township has adopted, requires in Section 304, Exterior Structures, that buildings be numbered.

**304.3 Premises Identification– Buildings shall have approved address numbers placed in a position to be plainly legible and visible from the street or road fronting the property. These numbers shall contrast with their background. Address numbers shall be Arabic numerals or alphabet letters. Numbers shall be a minimum of 4-inches (102 mm) high with a minimum stroke width of 0.5 inch (12.7 mm).**



It is recommended that all London Grove residents take a few moments to install house numbers or examine existing house numbers. Be sure that the numbers are easily read from the street. Consider the following:

\* Script numbers or numbers that are spelled out in words may be aesthetically pleasing but are difficult to read quickly from the street.

\* Brass or bronze numbers are difficult to see. Use numbers that contrast with the background.

\* If the house is located more than 45 feet from the street, the numbers should be displayed on a fence, mailbox, or other appropriate place that will make it visible for approaching vehicles.

\* Be sure that the view of the numbers is not obstructed by shrubs, trees, or decorations, such as flags.

\* Numbers should be clearly seen when approaching from either side of the house.

**If the numbers on your house are not visible or easy to read, it will take emergency personnel longer to reach you. Those extra minutes spent trying to locate a property can mean the difference between life and death, so take the time now to be sure your house numbers are able to be seen from the street to help emergency responders find you faster.**

If you have any questions or would like more information on this topic please call the London Grove Township Code Department at 610-345-0100.

Extension: 102: Building Code Official  
Latta White

Extension 110: Fire Marshal  
Robert Weer

Extension 117: Codes Administrative Assistant  
Lois Zunino



**HOME HEATING SAFETY**  
**BY: DAWN MACIEJCZYK,**  
**ACCORDING TO THE U.S. FIRE ADMINISTRATION**

**Did you know?** Home fires occur more in the winter months than any other time of year. From 2013-2015, an average of 45,900 home heating fires occurred in the United States each year. These fires caused an annual average of approximately 205 deaths, 725 injuries and \$506 million in property loss. Heating was the second leading cause of home fires after cooking. Home heating fires peaked in the early evening hours between 5 and 9 p.m. with the highest peak between 6 and 8 p.m. This four hour period accounted for 29% of all home heating fires. Home heating fires peaked in January (21%) and declined to the lowest point from June to August. Fires confined to chimneys, flues or fuel burners accounted for 75% of home heating fires. 29% of the non-confined home heating fires that spread past the object of origin happened because the heat source (like a space heater or fire place) was too close to things that can burn.

Follow these heating tips to help maintain a fire-safe home this winter.....

**Space Heaters**

- \* Keep anything that can burn, such as bedding, clothing and curtains, at least 3 feet away from the heater.
- \* Make sure the heater has an automatic shut-off so if it tips over, it shuts off.
- \* Turn heaters off when you go to bed or leave the room.
- \* Plug portable heaters directly into outlets and never into an extension cord or power strip.
- \* Only use portable heaters from a recognized testing laboratory.

**Fireplace**

- \* Keep a glass or metal screen in front of the fireplace to prevent embers or sparks jumping out.

- \* Do not burn paper in your fireplace.
- \* Put the fire out before you go to sleep or leave your home.
- \* Put ashes in a metal container with a lid, outside, at least 3 feet from your home.

**Woodstoves**

- \* Make sure your wood stove is 3 feet from anything that can burn.
- \* Do not burn paper in your wood stove.
- \* Put the fire out before you go to sleep or leave your home.
- \* Have your chimney inspected and cleaned each year by a professional.

**Furnace**

- \* Have your furnace inspected each year.
- \* Keep anything that can burn away from the furnace.

**Kerosene Heater**

- \* Only use kerosene heaters from a recognized testing lab.
- \* Make sure the heater has an automatic shut-off, so if it tips over, it shuts off.
- \* Refuel your cooled heater outside.

Mr. Robert Weer,  
Fire Marshal/ Emergency  
Management Coordinator  
610-345-0100



## AVON GROVE LIBRARY WINTER PROGRAMS FOR ALL AGES AND INTERESTS

BY KATI DAVIS

### Avon Grove Library Plans Winter Programs

#### for All Ages and Interests

From daily Storytime's and special event programming to a teen service club, book clubs for adults, and crafting sessions for all ages, Avon Grove Library offers many opportunities for learning and enjoyment this winter. The website [www.avongrovelibrary.org](http://www.avongrovelibrary.org) and the Avon Grove Library Facebook and Instagram will have updates and additions when necessary.

**With the exception of Adult Craft & Create on January 2, no programs (including in-house and off-site Storytime's) will be held from December 23–January 3. Avon Grove Library wishes all of their patrons a safe and happy holiday season.**

Children's and Family Programs (unless otherwise noted, all programs are free and require no registration):

o Babies, toddlers and preschoolers, along with their caregivers, can attend **Storytime's** held every weekday at the library. Most are themed for certain age groups, but older and younger siblings are always welcome.

o **Toddler Storytime's** are held every Tuesday at 9:30 and 10:30 a.m.

o **Preschool Storytime's** are held every Monday at 10 a.m., Wednesday at 9:30 and 10:30 a.m. and Friday at 10 a.m.

o **Bilingual Storytime** is held Mondays at 10 a.m. Participants will have the opportunity to hear stories and songs in both English and Spanish. The session also includes a craft and open



playtime. This Storytime is open to all ages and no previous experience with Spanish or English is necessary.

o Avon Grove Library partners with Starbucks in Jennersville to offer a weekly **Storytime at Starbucks**, held every Thursday at 1 p.m.



o **Pets and Friends Storytime**, a partnership with the Pets and Friends store in Jennersville, is held the first and third Monday of each month at 1 p.m. in the store.

o **Storytime at Treetops Kitty Café** is held the third Tuesday of each month at 10 a.m. and includes stories, crafts and playtime fun with the cats that are up for adoption. Treetops Kitty Café is located at 305 State Street, Kennett Square. Registration and a fee are required. To register and for more information, visit [www.treetopskittycafe.com](http://www.treetopskittycafe.com).

o **Big Yellow Mug Storytime** will be held in the coffeehouse at the Christian Life Center located at 125 Saginaw Rd, Lincoln University, the second and fourth Thursday of each month at 9:30 a.m.



o In partnership with The Light Within Yoga Studio, Avon Grove Library will begin offering **Yoga Storytime** on the second and fourth Tuesday of each month at Penn Township Park from 1–2 p.m. Caretakers and children of all ages are invited to listen to stories, learn the basics of yoga and enjoy a calming craft together. Participants should bring their own yoga mats or towels.



o On the first Saturday of each month from 11 a.m. to noon, slots are available for a 10- minute session reading aloud to our **Paws for Reading** canine partners. All ages

are welcome. Registration is necessary for this free program.

o On the first Saturday of each month at 1 p.m., visitors can build setups with tracks, buildings and accessories using the library's collection of **GeoTrax Trains**. Children of all ages are welcome.

o **Lego Club** is held the first and third Thursday of each month 4:30–5:30 p.m.; **Lego Block Party** is held the fourth Saturday of each month 1–2 p.m. Legos, Duplos and/or MegaBlocks are provided.



o **Books and Breakfast** is held the second Saturday of each month at 10 a.m. Families can come enjoy a themed Storytime, fun crafts, a delicious pancake breakfast, and more.

o **Bookworms Bash** is a special winter celebration for homeschooled students of all ages on Wednesday December 18 from 12:30–2 p.m.

o Beginning again in January, **Bookworms** will meet on the third Wednesday of each month from 12:30–1:30 p.m. Homeschooled students in grades 3–6 read a different book each month and then come together to discuss it. Participants may bring a packed lunch.

Monthly titles are listed at [www.avongrovelibrary.org](http://www.avongrovelibrary.org).

o On Saturday January 4, Avon Grove Library will host a **Noon Year's Eve Party** for families to come and celebrate the start of a new year. More details will be posted as they become available on [www.avongrovelibrary.org](http://www.avongrovelibrary.org).



Teen Programs (unless otherwise noted, all programs are free and require no registration):

**Teen Service Club** meets every Tuesday from 3:30–5 p.m. Teens can accrue volunteer service hours by preparing Storytime crafts, helping out at family programs, and participating in other activities to benefit the library.

On Friday December 20 from 6–8 p.m., students in grades 6–12 are invited to a **Teen Snow Ball**. Participants are encouraged to wear their funniest holiday or winter sweaters and can enjoy winter-themed treats

and activities at the library. Registration is required.

Adult Programs (unless otherwise noted, all programs are free and require no registration):

**Stained Glass Painting** will be held on Saturday, December 14 and Saturday, December 21 at 2 p.m. Patrons ages thirteen and up are invited to attend both workshops and learn to make beautiful stained glass creations to decorate their homes. Registration is required.



Starting November 4, **The Write Stuff** will meet on the first and third Wednesdays of each month from 6:30–7:30 p.m. This weekly workshop is designed for adult writers of all genres and experience levels to brainstorm ideas and build relationships with fellow writers.

Avon Grove Library's **Book Club for Adults** meets the third Thursday of each month at 6:30 p.m. Participants vote on the titles to read and gather monthly for lively conversation. Monthly titles are listed at [www.avongrovelibrary.org](http://www.avongrovelibrary.org).

**Craft and Create for Adults** meets the first and second Thursday of each month at 6:30 p.m. Participants bring their own favorite project (painting, sewing, scrapbooking, etc.) and enjoy the company of other adults while crafting.

The **Young Adult Book Club for Adults** meets the third Tuesday of each month at 6 p.m. Patrons 18 years and older read a book from the YA genre and discuss it with their fellow Young Adults at heart. Monthly titles are listed at [www.avongrovelibrary.org](http://www.avongrovelibrary.org).

**Sit and Knit** is held on the first and third Monday of each month 3–4:30 p.m. Participants of any experience level should bring a project they are working on to learn tips and share ideas with other knitters. This program is also intended for crochet and embroidery crafters. All adults and children accompanied by an adult are welcome.



# Winter Holiday Safety

Winter holidays are a time for families and friends to get together. But that also means a greater risk for fire. Following a few simple tips will ensure a happy and fire-safe holiday season.

## HOLIDAY DECORATING

- Be careful with holiday decorations. Choose decorations that are flame resistant or flame retardant.
- Keep lit candles away from decorations and other things that can burn.
- Some lights are only for indoor or outdoor use, but not both.
- Replace any string of lights with worn or broken cords or loose bulb connections. Read manufacturer's instructions for number of light strands to connect.
- Use clips, not nails, to hang lights so the cords do not get damaged.
- Keep decorations away from windows and doors.



## HOLIDAY ENTERTAINING

- Test your smoke alarms and tell guests about your home fire escape plan.
- Keep children and pets away from lit candles.
- Keep matches and lighters up high in a locked cabinet.
- Stay in the kitchen when cooking on the stovetop.
- Ask smokers to smoke outside. Remind smokers to keep their smoking materials with them so young children do not touch them.
- Provide large, deep ashtrays for smokers. Wet cigarette butts with water before discarding.



## Before Heading Out or to Bed

**Blow out** lit candles when you leave the room or go to bed. **Turn off** all light strings and decorations before leaving home or going to bed.

## FACTS

- ! More than **one-third** of home decoration fires are started by candles.
- ! More than **two of every five** decoration fires happen because decorations are placed too close to a heat source.




**NATIONAL FIRE PROTECTION ASSOCIATION**  
The leading information and knowledge resource on fire, electrical and related hazards



**Downed utility lines, power company blackouts, heavy snow falls or summer storms can all lead to power outages. Many people turn to a portable generator for a temporary solution without knowing the risks.**

- Generators should be used in well ventilated locations outside at least 5 feet (1.5 metres) away from all doors, windows, and vent openings. Measure the 5-foot (1.5 metres) distance from the generator exhaust system to the building.
- Never use a generator in an attached garage, even with the door open.
- Place generators so that exhaust fumes can't enter the home through windows, doors or other openings in the building. The exhaust must be directed away from the building.
- Make sure to install carbon monoxide (CO) alarms in your home. Follow manufacturer's instructions for correct placement and mounting height.
- Turn off generators and let them cool down before refueling. Never refuel a generator while it is hot.



- Store fuel for the generator in a container that is intended for the purpose and is correctly labeled as such. Store the containers outside of living areas.

## Just Remember...

When plugging in appliances, make sure they are plugged directly into the generator or a heavy duty outdoor-rated extension cord. The cords should be checked for cuts, tears and that the plug has all three prongs, especially a grounding pin.

If you must connect the generator to the house wiring to power appliances, have a qualified electrician install a properly rated transfer switch in accordance with the National Electrical Code® (NEC) and all applicable state and local electrical codes.

## FACT

- ! A person can be poisoned by a small amount of CO over a longer period of time or by a large amount of CO over a shorter amount of time.



**NATIONAL FIRE  
PROTECTION ASSOCIATION**  
The leading information and knowledge resource  
on fire, electrical and related hazards

10  
Tips

## Get Ahead of the Winter Freeze

It's not too early to begin preparing for the heating season. Check these 10 tips off your list and get ahead of the winter freeze.

- Our **furnace has been inspected and serviced** by a qualified professional during the last 12 months. *(A furnace should be serviced at least once a year.)*
- Our **chimneys and vents have been cleaned and inspected** by a qualified professional. I have checked for creosote built-up. *(Not cleaning your chimney is the leading cause of chimney fires from built up creosote. This service needs to be done at least once a year.)*
- Our wood for our fireplace or wood stove is **dry, seasoned wood**.
- Our **fireplace screen is metal or heat-tempered glass**, in good condition and secure in its position in front of the fireplace.
- We have a **covered metal container** ready to use to dispose cooled ashes. *(The ash container should be kept at least 10 feet from the home and any nearby buildings.)*
- Our children know to stay at least **3 feet away** from the fireplace, wood/pellet stove, oil stove or other space heaters.
- Our portable space heaters have an **automatic shut-off**.
- Our portable space heaters will be **plugged directly into an outlet** *(not an extension cord)* and placed at least three feet from anything that can burn; like bedding, paper, walls, and even people. *(Place notes throughout your home to remind you to turn off portable heaters when you leave a room or go to bed.)*
- We have **tested our smoke alarms** and made sure they are working. *(You need smoke alarms on every level of the home, inside each sleeping room and outside each separate sleeping area. For the best protection, the smoke alarms should be interconnected so when one sounds, they all sound.)*
- We have **tested our carbon monoxide alarms** and made sure they are working. *(Carbon monoxide alarms should be located outside each sleeping area and on every level of the home.)*



Your Source for **SAFETY** Information

NFPA Public Education Division • 1 Batterymarch Park, Quincy, MA 02169

## *Christmas Tree Collection Dates*

*Not sure what to do with  
the Christmas Tree when  
the time has come to  
take it down? Your trash  
haulers are here to help!*



**Please contact your trash hauler directly  
to confirm/schedule a pick-up at your  
residence in advance.**

AJ Blosenski– 610-444-2341

Trash Tech– 610-274-1306

Republic Services– 610-869-2222

Waste Management of DE– 800-633-9096



# Blood Drive

Save a life. Eat a cookie.  
(That's a good day.)

## LONDON GROVE TOWNSHIP BLOOD DRIVE

Friday, February 21, 2020

10:00 a.m. till 3:00 p.m.

**London Grove Township Building**

Log on for helpful tips and to reserve your appointment time.

[www.redcrossblood.org/make-donation](http://www.redcrossblood.org/make-donation)

Or call Dawn Maciejczyk at the Township Building

London Grove Township Building  
372 Rose Hill Road, Suite 100  
West Grove, PA 19390  
610-345-0100

Search by sponsor code: **londongrove** to schedule an appointment.

For Donor Eligibility Guidelines: Call **1-800-REDCROSS**

\*\*\*Please contact [tedra.farrell@redcross.org](mailto:tedra.farrell@redcross.org) if you experience issues.\*\*\*  
scheduling donor appointments.



# 10th Annual HOLIDAY AUCTION

**OPEN BAR** featuring local wine, beer, and lite fare

**\$45** ADVANCED TICKETS UNTIL DEC 4

**300** TICKETS AVAILABLE

**\$55** DAY-OF TICKETS AT THE DOOR

JAN FEB MAR APR MAY JUN JUL AUG SEP OCT NOV DEC


1 2 3 4 5 6 7 8 9 10 11 12 13 14 15 16 17 18  
19 20 21 22 23 24 25 26 27 28 29 30 31

**BUY TICKETS TODAY!**  
2019garageholidayauction.eventbrite.com

## 7:00 PM

# Saturday

## DECEMBER 7, 2019



### London Grove Township

**Board of Supervisors:**

Richard Scott-Harper, Chairman ; Stephen Zurl, Vice Chairman ; David Connors ; John Lee Irwin ; Thomas Szakas

**Planning Commission:**

Frank Scarpato; Bran Lynch ; Colleen Preston ; Kevin Runey ; Rick Schroder ; Geoffrey Stroud ; Charles Shock

**Zoning Hearing Board:**

William Grandizio ; Bob Gillespie ; Bob Dando

**Township Office Administrative Staff:**

Ken Battin, Township Manager ; Dawn Maciejczyk, Township Secretary ; AM & PM Receptionist, Carolyn Kirby & Gloria Anderson

**Codes and Inspections:**

Latta White, Building Code Official ; Lois Zunino, Codes Administrative Assistant

**Fire Marshal/ Emergency Management Coordinator:**

Robert Weer, Fire Marshal, EMC

**Finance Department**

Jacqui Guenther, Finance Director/HR

**Public Works Department:**

Shane Kinsey, Public Works Director  
Michael Tome, Public Works Foreman

**Zoning Officer:**

Ken Battin

**Right-To-Know Officer**

Ken Battin, RTK Officer

Dawn Maciejczyk, Assistant RTK Officer

**Tax Collector:**

Kurt Engleman, Real Estate Tax

Keystone Collection Group, EIT



London Grove Township needs volunteers for various Boards and Commissions. Periodically the Township invites residents to volunteer their time on the various boards and commissions that service the community. Please see below the available opportunities to volunteer. This is your time to give back to your community.

The Township appreciates your service!

If you would like more information on the Boards and Commissions that have vacancies please contact the Township Manager, Ken Battin at 610-345-0100.

Board of Auditors (3 Vacancies) ; Uniform Construction Code Board of Appeals (2 Vacancies) ; Inniscrone Golf Course Advisory Committee ( 1 Vacancy) ; Environmental Advisory Board ( 4 Vacancies) ; Parks and Recreation ( 2 Vacancies) ; Open Space Board (1 Vacancy)

**Schedule of Events**

- } December 2– Municipal Authority Monthly Meeting 7:30 p.m.
- } December 4– Board of Supervisors Monthly Meeting– 7:00 p.m.
- } December 7– Republic Fall Leaf Pick-Up , Please call Republic to schedule your pick-up 610-869-2222
- } December 12– Open Space Committee Meeting– 7:00 p.m.
- } December 17– Parks and Recreation Monthly Meeting– 7:00 p.m.
- } December 18– Planning Commission Monthly Meeting– 7:00 p.m.
- } December 24, 25 and 31– Closed for the holidays.

# DECEMBER 2019

Sun	Mon	Tue	Wed	Thu	Fri	Sat
	2 Municipal Authority Meeting– 7:30	3	4 Board of Supervisors Meeting 7:00	5	6	7 Republic Fall Leaf Pick-Up 610-869-2222
8	9	10	11	12 Open Space Committee Meeting– 7:00	13	14
15	16	17 Parks and Recreation 7:00 p.m.	18 Planning Commission 7:00 p.m.	19	20	21
22	23	24 Closed	25 Closed	26	27	28
29	30	31 Closed				

**Schedule of Events**

- } January 1– Closed for the Holiday
- } January 6– Reorganization Meetings Municipal Authority – 5:30 p.m. and Board of Supervisors– 7:00 p.m.
- } January 9– Open Space Meeting– 7:00 p.m.
- } AJ Blosenski Christmas Tree Pick-Up Please call Blosenski to schedule your pick up 610-942-2707.
- } January 15– Parks and Recreation Meeting– 7:00 p.m.
- } January 29– Planning Commission Meeting– 7:00 p.m.

# JANUARY 2020

Sun	Mon	Tue	Wed	Thu	Fri	Sat
			1 CLOSED	2	3	4
5	6 Reorganization Meetings Municipal Authority– 5:30 p.m. BOS– 7:00 p.m.	7	8	9 Open Space Meeting– 7:00 p.m.	10	11 A. J. Blosenski Christmas Tree Pick-Up 610-942-2707
12	13	14	15 Parks and Recreation Meeting– 7:00	16	17	18
19	20 CLOSED	21	22	23	24	25
26	27	28	29 Planning Commission Meeting– 7:00 p.m.	30	31	

**Schedule of Events**

- } February 3– Municipal Authority Meeting– 7:30 p.m.
- } February 5– Board of Supervisors Meeting– 7:00 p.m.
- } February 13– Open Space Meeting– 7:00 p.m.
- } February 17– Closed
- } February 19– Parks and Recreation Meeting– 7:00 p.m.
- } February 26– Planning Commission Meeting– 7:00 p.m.

# FEBRUARY 2020

Sun	Mon	Tue	Wed	Thu	Fri	Sat
						1
2	3 Municipal Authority Meeting-7:30 p.m.	4	5 Board of Supervisors Meeting – 7:00 p.m.	6	7	8
9	10	11	12	13 Open Space Meeting– 7:00 p.m.	14	15
16	17 CLOSED	18	19 Parks and Recreation Meeting– 7:00	20	21	22
23	24	25	26 Planning Commission Meeting– 7:00 p.m.	27	28	29



## WINTER RECYCLING TIPS

BY: DAWN MACIEJCZYK

It's almost that time of year again. Winter is coming and you know what that means... cold, harsh winds, snow and ice. With the upcoming change in the weather, the recyclables in your bins at home and the bins themselves can take quite a beating and could become unsafe for others.

Here are a few helpful tips on how to keep your recyclables and the bins safe and out of harms way...

- \* Keep an eye on the weather... Being informed about what kind of weather you can expect in your area is key in preparing for your weekly recyclables pick-up.
- \* If the winds are forecasted to become strong and gusty, watch where you place your recycling bin so that it doesn't get blown over, resulting in recyclables spilling out on the streets, sidewalks and others properties.
- \* A big snowstorm can make for a very challenging recycling pick-up day. Be sure to make a clear path in the snow for the collectors to easily get to your bin. If the snow has already fallen, don't place your bin on top of a snow bank or any other unsafe place.
- \* Always be mindful that when the surface temperatures get to freezing or below and it's wet outside, there is always the risk of icy conditions. You certainly don't want to be slipping and sliding all over the place when taking recyclables out.
- \* If the weather gets bad enough watch for cancellations with your recycling company. If they decide to collect the recyclables on a different day, simply hold on to them and resist the temptation to throw them in the trash.

Just by taking a few precautionary measures during the winter with recycling, you can continue to do your part in protecting the environment in a safe manner.

**For more information on your recycling please contact your individual hauler.**



Log on to [www.londongrove.org](http://www.londongrove.org) and click the "Notify Me" tab at the top of the page to sign up and receive text or email notifications for the latest Township Documents and publications. Information available (Click any or all):

- \* Calendar of Events
- \* Goddard Park
- \* Agendas and Minutes
- \* Newsletters
- \* Recycling
- \* And many more

### **Township Information Emailed to Your Inbox!**



London Grove Township  
372 Rose Hill Road, Suite 100  
West Grove, PA 19390